



## Executive Summary of the NYU Undergraduate Admission Process

NYU enjoys a highly competitive applicant pool for admission due to the superb faculty within the schools and its position as a global leader in higher education. Each year we have seen applications for admission increase, even as the number of US high school graduates is shrinking. In this very competitive market for students, engaging our entire community in attracting the best and brightest candidates for admission is imperative. We welcome the interest of faculty and are pleased to offer this executive summary of the admission process.

Enrollment goals and priorities for each school are set during enrollment planning meetings that include the deans and other representatives from the schools, members of the enrollment management team and representatives from finance. Through this process, the deans confirm for the enrollment staff the desired: size of the incoming class; academic profile; financial aid available to award; and specific personal attributes and qualities that are important to the school.

Applying for admission to NYU is fairly straightforward. Prospective students fill out the Common Application for admission to apply to NYU. Students may apply:

Early Decision I                    (November 1)  
 Early Decision II (January 1)  
 Regular Admission                (January 1)

They are asked to select their primary school of interest and may also check a box that indicates interest in another program or campus within the NYU Global Network.

Primarily the Assistant Vice President and Dean of Admissions oversees the undergraduate admission process. Senior admissions staff are assigned a liaison role with a school or college within NYU and staff are trained to read and understand the relevant criteria for admission. Liaisons are experts on the schools they are assigned and are in constant contact with the dean/faculty when relevant, such as when there is an artistic review (in Tisch/Steinhardt). In addition, special scholars programs always involve a discussion with the appropriate school deans and faculty.

Students who indicate an interest in Abu Dhabi or Shanghai (if Chinese) must participate in Candidate Weekends. International students who apply to Shanghai must participate in Skype interviews. This expanded and very personalized admission process places a strong emphasis on academic excellence and fit. Faculty are highly involved in this process, meeting candidates (either in person or virtually) to help inform admission decisions.

Release dates for admission decisions are:

Early Decision I – December 15  
 Early Decision II – February 15  
 Regular Decision – April 1

During the application process, candidates for admission will often visit campus, seek personal interactions with faculty and look for information about the value of an education at NYU. The ability to articulate and show evidence of the distinctive and extraordinary educational experience that NYU students enjoy is what attracts the most talented, inquisitive, intellectual and engaging students to our community of scholars.

### How Candidates Apply for Admission

Despite receiving more than 60,000 applications for freshman/transfer admission, NYU still employs a holistic review process in its evaluation and selection of candidates for admission – meaning that each candidate is evaluated on multiple variables and that the “whole person” is evaluated on more than simply grades, test scores, and quantifiable metrics. Our holistic process involves a thorough review and analysis of the following required credentials for admission:

- o *The Common Application and NYU Supplement* – two documents submitted by every candidate for admission that ask applicants to provide basic biographic information, a resume of extracurricular activities and work experience, a personal statement, and responses to three essay questions aimed at extracting contextual information about candidate experiences, interests, and personal characteristics.
- o *School Report and Transcript* – two documents submitted by every candidate for admission via the student’s school. The School Report provides contextual information about the school community, level of rigor, and comparison data on other students in that school. The transcript typically provides information including grades, level of rigor in each class taken, and class rank.
- o *Test scores* – examination results that meet NYU’s testing requirements. NYU has a flexible testing policy and allows students to submit SAT, ACT, SAT Subject Tests, AP, and IB examination results to meet our testing requirements. In addition, students are welcome to submit other national examinations administered in their home country to be eligible for admission.
- o *Counselor and Instructor/Teacher Evaluation* – two letters of recommendation submitted on behalf of every candidate for admission. The counselor evaluation is submitted by a school official and one instructor/teacher evaluation is submitted by a faculty member who has taught the student in an academic subject. Both letters are solicited to illuminate information such as non-quantifiable personal characteristics, potential for impact at NYU, contextual information the student may not feel is important to share. Letters are often used to gauge the level of intellectual curiosity present in each candidate. Evaluations can be submitted online or by mail.
- o *Audition and/or Portfolio Results* – creative and performing art evaluations are conducted by NYU faculty in the Tisch School of the Arts and the Steinhardt School of Culture, Education, and Human Development. Faculty are asked to provide an artistic rating on all auditions and portfolios, which are then considered in conjunction with the remainder of the student’s application materials. A student’s talent in the arts will comprise roughly half the evaluation at NYU for these two schools.

#### Admission Decisions and Selections

After each candidate is assigned a slate of ratings, a final decision is rendered on each applicant. Possible decisions include:

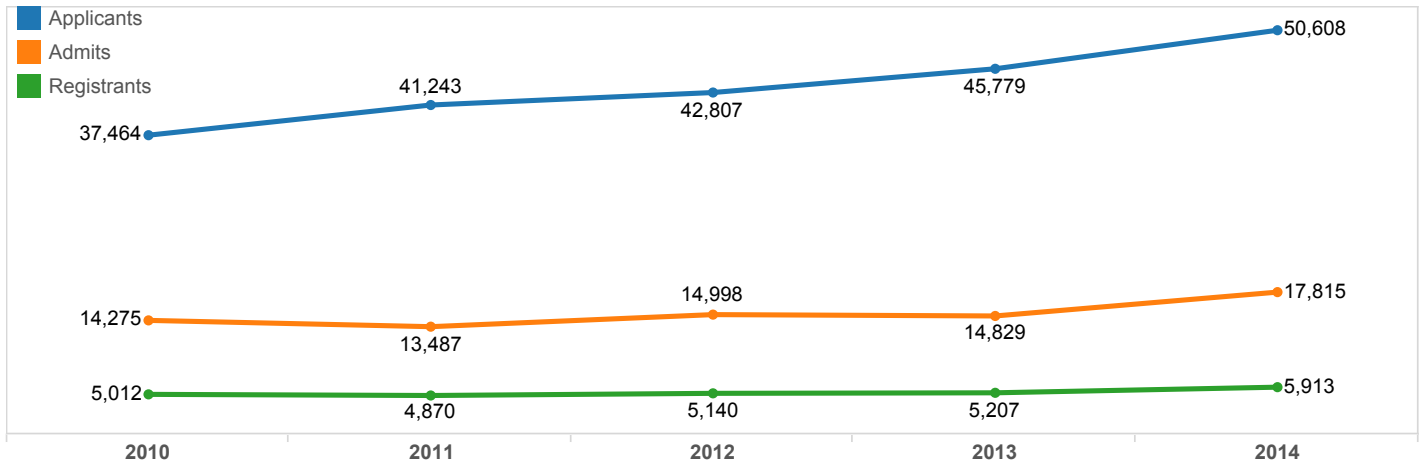
- o *Admit* – a student is admitted to their primary school, college, or program of interest.
- o *Refer (Admit)* – student is admitted to their alternate school, college, or program of interest.
- o *Wait List* – student is offered a space on the wait list, postponing a final decision until May, June or July.
- o *Deny* – student is not offered admission and cannot apply or be reconsidered for

any other school, college, or program for that term.

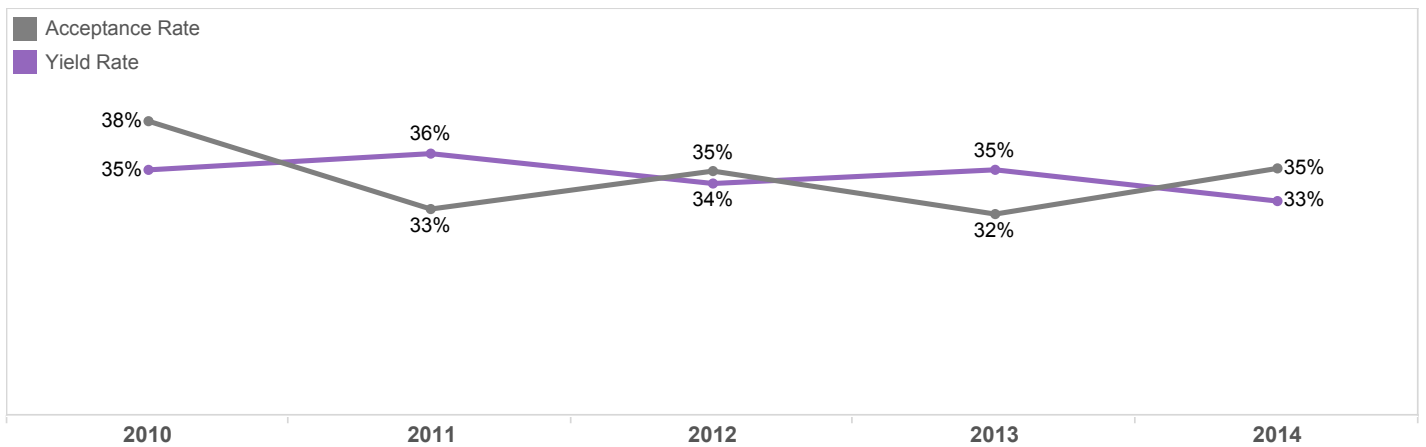
- o *Defer* – student who has applied for Early Decision admission is not offered admission but notified that he/she will be reconsidered for admission during the Regular Decision round. Very few students are offered this option – as NYU’s philosophy with regard to Early Decision is to provide candidates with an ‘early decision’ whenever possible.

**New York University**  
**New York Campus\***  
**Freshman Admissions Information**  
 Fall 2010 to Fall 2014\*\*

Freshman Applicants, Admits and Registrants						
	2010	2011	2012	2013	2014	Five Year Change
<b>Applicants</b>	37,464	41,243	42,807	45,779	50,608	35.1%
<b>Admits</b>	14,275	13,487	14,998	14,829	17,815	24.8%
<b>Registrants</b>	5,012	4,870	5,140	5,207	5,913	18.0%



Acceptance Rate and Yield Rate					
	2010	2011	2012	2013	2014
<b>Acceptance Rate</b>	38%	33%	35%	32%	35%
<b>Yield Rate</b>	35%	36%	34%	35%	33%



Average Critical Reading and Math SAT Score					
	2010	2011	2012	2013	2014
<b>Average SAT</b>	1341	1343	1340	1339	1339

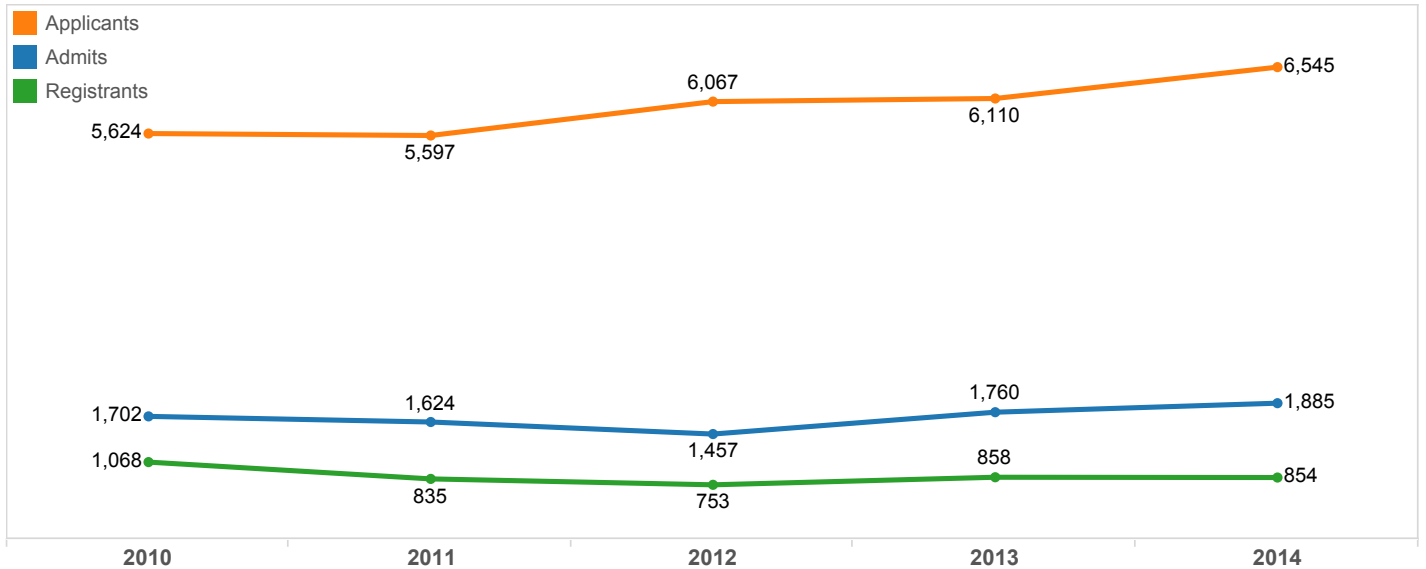
Source: Integrated Postsecondary Education Data System (IPEDS)

\*Excludes NYU Abu Dhabi and NYU Shanghai Campuses because they are excluded from IPEDS reporting.

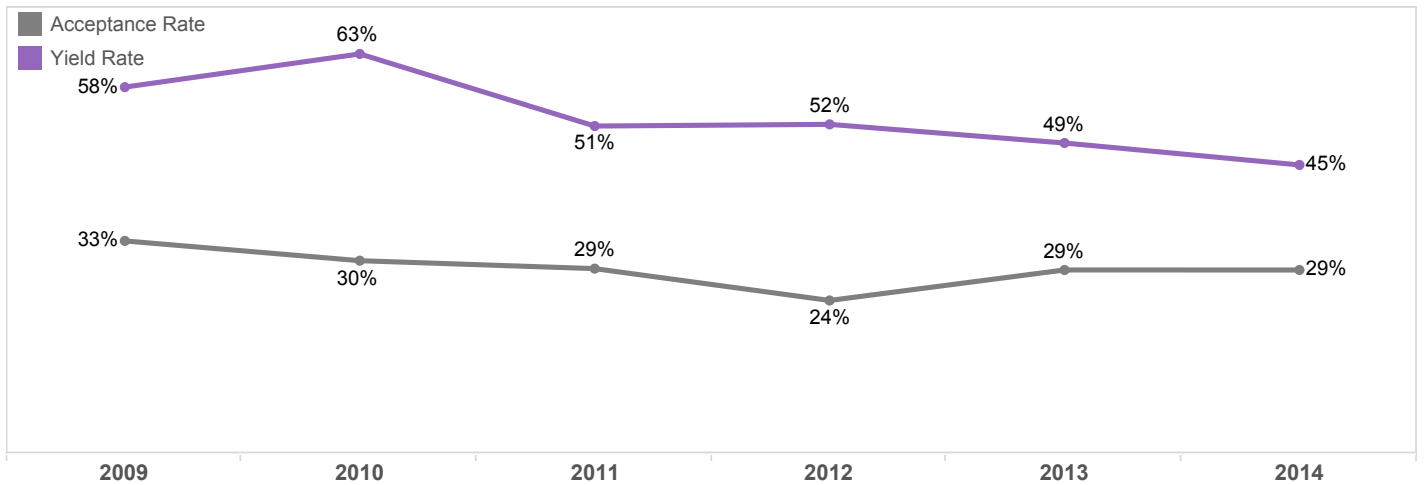
\*\*Fall 2014 includes data for the Polytechnic School of Engineering.

### New York University New York Campus\* Transfer Admissions Information Fall 2010 to Fall 2014\*\*

Transfer Applicants, Admits and Registrants						
	2010	2011	2012	2013	2014	5 Year Change
<b>Applicants</b>	5,624	5,597	6,067	6,110	6,545	16.4%
<b>Admits</b>	1,702	1,624	1,457	1,760	1,885	10.8%
<b>Registrants</b>	1,068	835	753	858	854	-20.0%



Acceptance Rate and Yield Rate						
	2009	2010	2011	2012	2013	2014
<b>Acceptance Rate</b>	33%	30%	29%	24%	29%	29%
<b>Yield Rate</b>	58%	63%	51%	52%	49%	45%



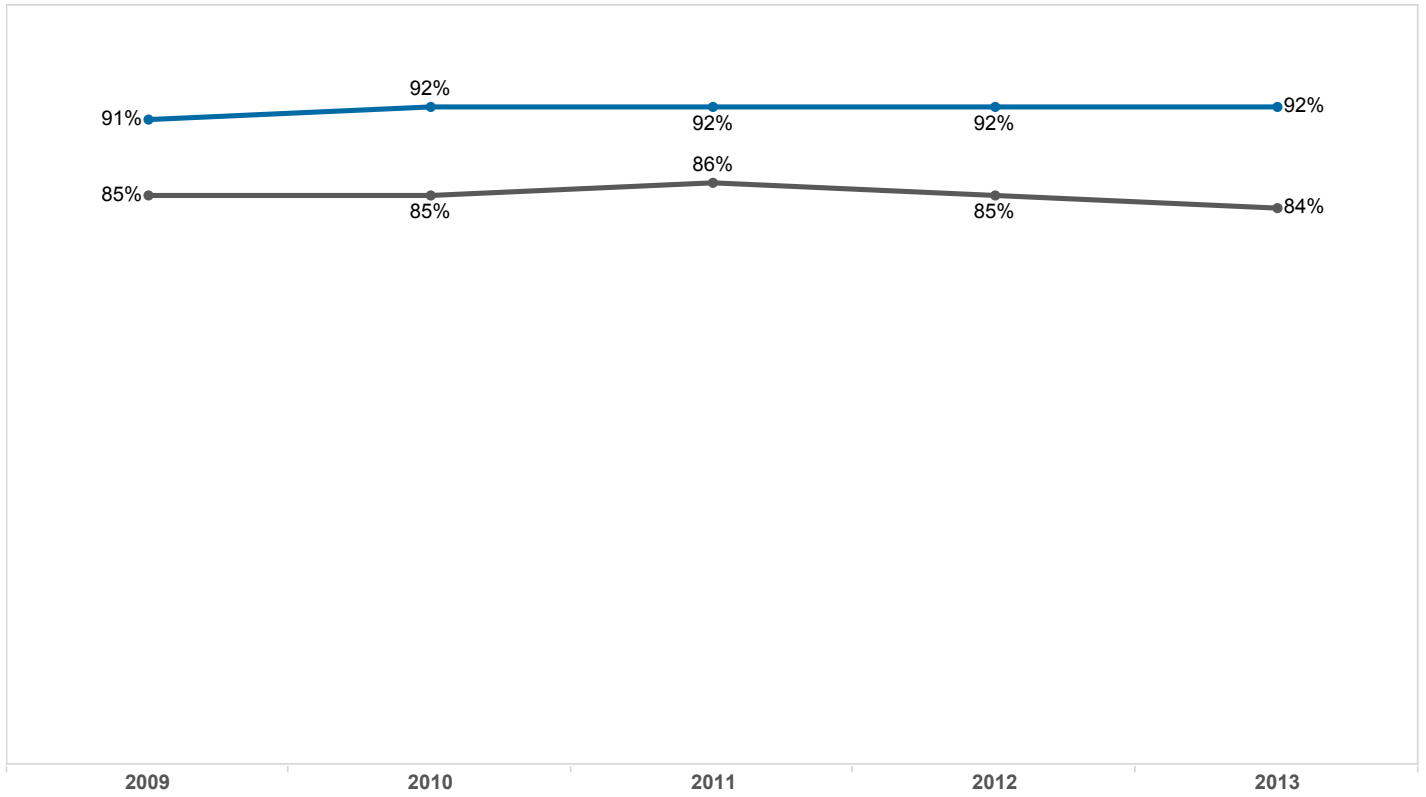
Source: Integrated Postsecondary Education Data System (IPEDS)

\*Excludes NYU Abu Dhabi and NYU Shanghai Campuses because they are excluded from IPEDS reporting.

\*\*Fall 2014 includes data for the Polytechnic School of Engineering.

### New York University New York Campus\* Retention and Graduation Rates Reporting Years Fall 2009 to Fall 2013\*\*

■ Graduation Rate  
■ Retention Rate



Source: Integrated Postsecondary Education Data System (IPEDS)

\*Excludes NYU Abu Dhabi and NYU Shanghai Campuses because they are excluded from IPEDS reporting.

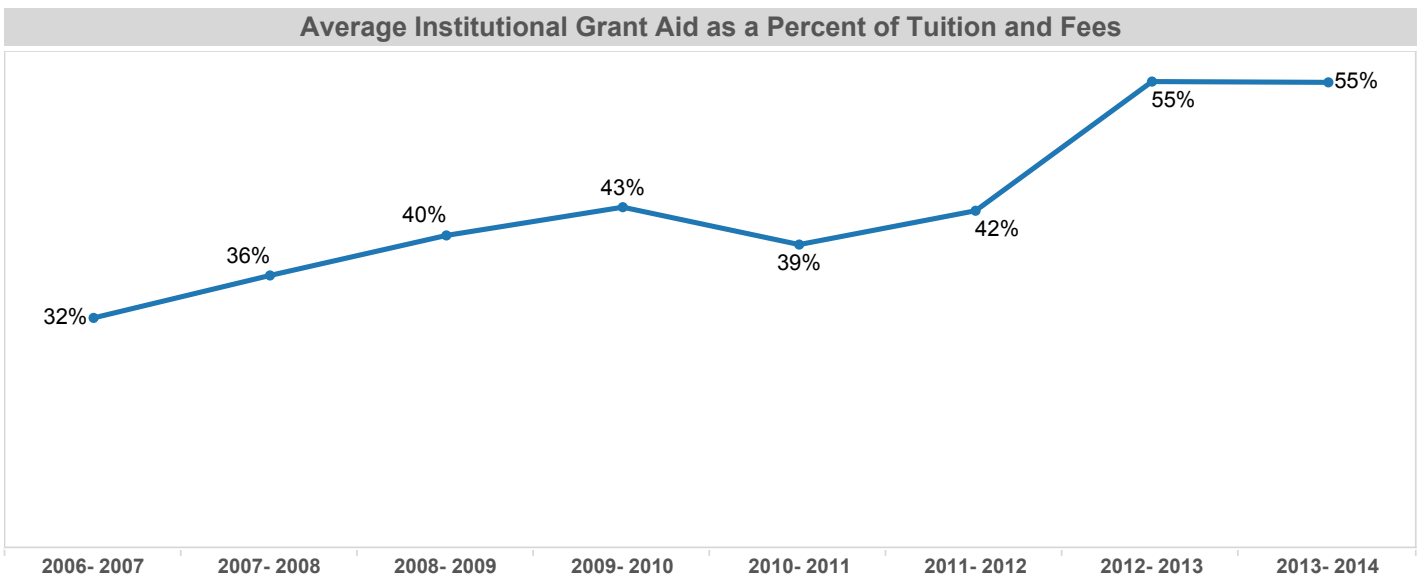
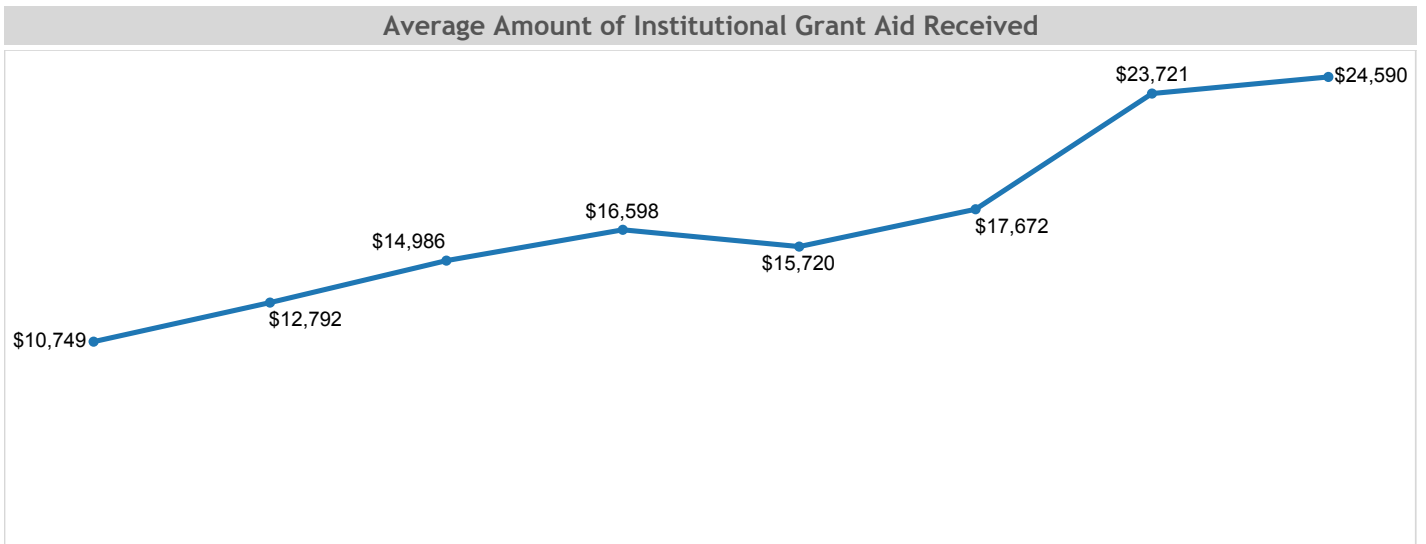
\*\*Fall 2014 includes data for the Polytechnic School of Engineering.

## New York University New York Campus

### First-time, Full-time Freshman Financial Aid Cohorts 2006-2007 to 2013-2014

Source: IPEDS Student Financial Aid

	2006-2007	2007-2008	2008-2009	2009-2010	2010-2011	2011-2012	2012-2013	2013-2014
Total Cohort	4,707	4,890	4,467	4,977	4,995	4,855	5,124	5,171
# Receiving Institutional Grant Aid	2,603	2,748	2,512	2,956	2,701	2,673	2,351	2,498
% Receiving Institutional Grant Aid	55%	56%	56%	59%	54%	55%	46%	48%
Avg. Amount of Institutional Grant Aid	\$10,749	\$12,792	\$14,986	\$16,598	\$15,720	\$17,672	\$23,721	\$24,590
Tuition and Fees	\$33,420	\$35,290	\$37,372	\$38,765	\$40,082	\$41,606	\$43,204	\$44,848
Tuition Discount Rate	18%	20%	23%	25%	21%	23%	25%	26%



**New York University**  
New York Campus

**Undergraduate Cumulative Debt at Graduation**  
**Graduating Class 2009-2010 to 2012-2013**

Source: Common Data Set

	2009-2010	2010-2011	2011-2012	2012-2013
<b>% of Undergraduate Graduating Class with Student Loans</b>	59%	55%	54%	50%
<b>Average Undergraduate Student Debt for Borrowers at the Time of Graduation</b>	\$41,375	\$36,351	\$35,104	\$30,700

