



UDW+ Student Data Dictionary

Version 1.7

Program Services Office & Decision Support Group

Table of Contents

Subject Areas	3
SIS - Term Registration.....	5
SIS - Class Enrollment.....	12
SIS - Degrees	18
SIS - Student Test Scores.....	19
SIS - Class Meeting Pattern	20
SIS – Career History.....	22
SIS – Class Roster	22
SIS - Registration Pipeline	23
SIS - Retention.....	23
SIS – Retention Summary.....	27
Catalog	28
Authorized Analyses- DSG	28
Contact.....	29

Note: *There is no school based restrictions on Student data. Based on NYU Policy, authorized users who have completed FERPA training are able to view another school's student academic and enrollment information.*

Subject Areas: group similar data elements together that answer specific business questions.

SIS - Term Registration

Reports on all students that have been **term activated** and are **eligible to enroll for a given term**. Includes: cumulative and term based metrics (units attempted, GPA), headcounts, student academic group & org, CPP stack, student attributes (academic level, new continuing type, academic load, etc.) and advisor attributes.

SIS - Class Enrollment

Reports on **courses that have had enrollment activity**. Includes: headcounts, units, student academic group & org, course academic group & org, course attributes, instructor attributes, and student attributes, and CPP stack. Allows reporting on individual class enrollment headcounts as well combined class total headcounts.

**The level of grain for the Class Enrollment Fact is one row per: Term, Session, Student, Class Section. It is important to note that including fields such as instructor, career, program, plan, subplan, student groups or service indicators may increase the numbers of rows per student, that are returned in a result set, thus changing the grain level.*

SIS - Degrees

Reports on **degrees that have been conferred**. Includes student acad group and org, CPP stack, degree attributes, and count of degrees awarded, revoked, and total. No student addresses.

SIS - Student Test Scores

View **history of test scores** for students, such as ACT, SAT, GRE.

SIS - Class Meeting Pattern

Reports on attributes related to the class, such as **meeting place, meeting time, meeting patterns**, instructors, enrolled and waitlisted headcounts . Reports on **classes, regardless if there has been enrollment activity. No student detail**. ** Pulling in instructor and meeting pattern attributes may retrieve many records associated with a class, thus changing the grain level.*

SIS – Career History

View **majors, and minors, by Program** for students. This will answer questions about status of a student in a program (completed, discontinued, leave of absence or active). This subject area is **program based**, not term based and **shows students regardless if they are term-activated**. Shows latest effective date.

SIS – Class Roster

A **combination of select attributes from the Class Enrollment and Class Meeting Pattern** subject areas. It will only pull back the Primary CPP of a student, and not their majors or minors. This will only show one row per student. It will **only show terms that are active or open for enrollment**.

Separate Curricula

SIS - Registration Pipeline

Allows "**same time last year**" and "**year over year**" comparison of headcount and points, as well as **entry group** and **financial clearance** information. It contains **current data and census data** and allows schools to compare where they are today versus where they are at census (actuals to goals comparison). It contains list of entire list of students, including **students who are on leave of absence who were not term activated**.

[Registration Pipeline Metadata & Ad Hoc Reports Training Curriculum](#)

SIS - Retention

Analyze a **cohort** (a group of students who enter NYU at a specific point in time) using different demographic, social, academic, and other facts. Allows the Office of Institutional Research and Data Integrity (and other advanced users at the University) to improve their understanding of patterns of **student progression, characteristics of student cohorts who persist or leave, predictive modeling, and student success measurements**. Updated after each official census to identify changes in enrollment status and other attributes.

[Retention Subject Area metadata](#)

[Retention Ad Hoc Reports Training Curriculum](#)

SIS – Retention Summary

Use this subject area to query **high level summary data**. Tracks summary cohort counts based on term, school, new/continuing type, degree and first time full time flag. **It does not contain student level details**.

SIS - Term Registration

Contains all students that have been **term activated** and are eligible to enroll for a given term.

It includes: cumulative and term based metrics (GPA, units attempted etc.), student attributes (academic level, new continuing type, academic load, etc.) advisor attributes, student program, degree and career attributes.

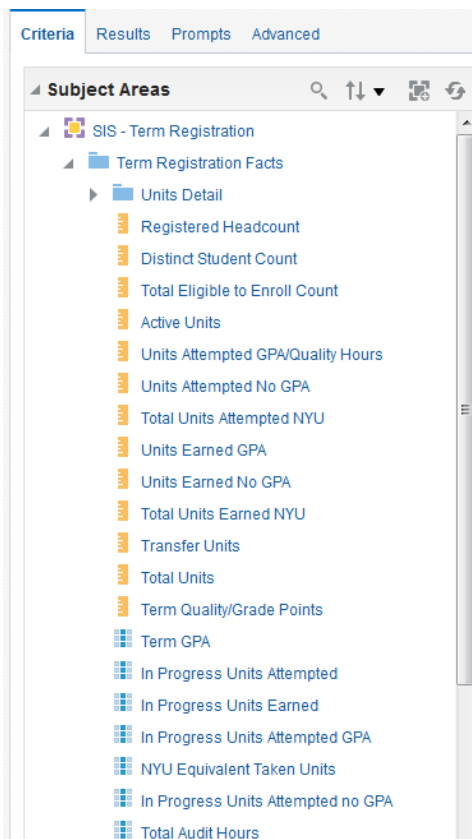
Leave of Absence: Term Reg includes students on leave of absence, but only if they are term activated. If you filter on an academic group, you will most likely not see them because they are not associated with a school.

Workaround: **Reg Status**= Leave of Absence; **Plan Code**= your plan code; **Plan Type**= Major Approved or Major Unapproved; **Student School Code**= NAPLN; **Student School**= “-”

Examples of business questions that can be answered in this subject area:

- What are the 10 largest minors?
- How do a department’s minors’ average GPA compare to majors’?
- What is the academic and demographic profile of students studying abroad in France?
- How many students entered a school as external transfers in fall 2010? In what majors?

Facts 📄 = Business Measures



Term Registration Facts

Registered Headcount: # of students who enrolled
Distinct Student Count: # of students who registered (enrolled, maintaining matric, de-enrolled, not enrolled)

Active Units: units attempted minus any withdrawals (equivalent to NYU active hours in Brio reports)

Units Attempted GPA/Quality Hours: units attempted towards GPA, including any withdrawals (equivalent to NYU Curr Ahrs [current attempted hours] in Brio)

Units Attempted No GPA: units attempted that were not applied to GPA

Total Units Attempted NYU: total # of units attempted for term regardless if student passed, failed, dropped, or withdrew (does not include transfer credits) (combination of Units Attempted GPA/Quality Hours and Units Attempted NO GPA)

Total Units: sum of all units (test credit, other units, transfer units, and all units at NYU) at term level

Term Quality Grade Points: grade points/ quality points for the term (used to help calculate GPA)

Term GPA

Fields in SIS- Term Registration & SIS - Class Enrollment

- ▲ Term
 - Term
 - Term Code
 - Term Category
 - Term Category Code
 - Term Type
 - Term Type Code
 - Term Start Date
 - Term End Date
 - Academic Year
 - Academic Year Label

Term

Term,: e.g. *Fall 2015, Spring 2016, etc.*

Term Code: 4 digit representation of particular term. Put as first column if want to be in chronological order. e.g. *1158*

Academic Year: 4 digit year representing the second calendar year. Consists of Fall, Winter, Spring, Summer term, which consists of two calendar years. Equivalent to a Fiscal Year. e.g. *2015; 2016*

Academic Year Label: displays both the beginning and ending calendar years, which are part of the academic year, in the format YY-YY. e.g. *15-16*

Academic Year	Academic Year Label	Term Code	Term
2015	14-15	1148	Fall 2014
		1152	January 2015
		1154	Spring 2015
		1156	Summer 2015
2016	15-16	1158	Fall 2015
		1162	January 2016
		1164	Spring 2016
		1166	Summer 2016

- ▲ Degree
 - Degree
 - Degree Code
 - Degree Level
 - Degree Level Code
 - Degree Sub Level
 - Degree Sub Level Code

Degree

Degree: e.g. *Bachelor of Arts, Doctor of Education*

Degree Level: type of degree, e.g. *Undergraduate, Graduate, Non Credit, Professional*

Degree Sub Level: e.g. *Masters, Doctoral, Bachelors, Associates, Non Matric*

Fields in SIS- Term Registration and SIS - Class Enrollment continued

- ▲ Student
 - ▶ Demographics
 - ▶ Scores
 - ▶ Contact Information
 - Full Name
 - First Name
 - Middle Name
 - Last Name
 - NetID
 - N Number
 - SIS ID
 - Info Release
 - Info Release Code

Student

SIS ID: EmployeeID (EMPLID) stored in SIS. Campus solutions Id.

Citizenship Country: state or nation or of which the individual is a citizen

Net Id: stored in upper case

- ▲ Student Organization
 - Student Academic Organization
 - Student Academic Organization Code
 - Student School
 - Student School Code
 - Student School Group Code
 - 1 ■ Student School Subgroup
 - Student School Subgroup Code
 - Student Academic Group
 - 2 ■ Student Academic Group Code
 - Student Reporting Department
 - Student Reporting Department Code
 - Student Reporting School Group
 - 3 ■ Student Reporting School
 - Student Term Home Campus

Student Organization

1. Campus Solutions

Student Academic Group & Code: student’s home school or **school of registration** (used in Brio dashboards) It is generally the same as Student School, with exceptions. For example, Stern is a Student School and it has two Academic Groups - Grad and Undergrad. They both roll up into the same Student School.

Student Academic Organization & Code: generally the student’s academic **department**. *e.g. European Studies*

*Fields in SIS- Term Registration and SIS - Class Enrollment continued***Student Organization****2. Enrollment Reports from Institutional Research**

Student School & Code: This field is used within the University for Enrollment reporting. It comes from the Enrollment Definitions table. It is generally a **student's school of registration** and in most cases is the same as Student Academic Group, with a few exceptions. For example, Stern has two acad groups- graduate and undergraduate.

School Group Code: code of highest level of hierarchy, generally a school of registration. *e.g. UA, GC*

Student School	Student Academic Group
-	Not Available
Abu Dhabi	NYU Abu Dhabi
Coll of Dentistry - Non Credit	College of Dentistry - Cont Ed
College of Arts and Science	College of Arts and Science
College of Dentistry	College of Dentistry
College of Nursing	College of Nursing
Ctr for Urban Science & Progr	Ctr for Urban Sci and Progress
Faculty of Arts and Science	Faculty of Arts and Science
Gallatin Schl of Indiv Study	Gallatin Schl Individual Stdy
	Global Programs
Global Public Health	University College
Grad School of Arts & Science	Graduate School Arts & Science
	Special Sessions
Poly School of Engineering	Poly School of Engineering
Sch Profsnl Std	Sch Profsnl Std
School of Law	School of Law
School of Medicine	School of Medicine
Shanghai	NYU Shanghai Undergraduate
	Non-Credit Shanghai
Silver School of Social Work	Silver School of Social Work
Steinhardt Cult/Ed/Hum Dv GSAS	Steinhardt / GSAS
Steinhardt Sch Cult/Edu/HmDev	Steinhardt Sch Cult Ed Hum Dev
Stern School of Business	Stern Schl Business-Grad Div
	Stern Schl Business-Undergrad
Study Abroad	Global Programs
Tisch School of the Arts	Tisch School of the Arts
University Programs	Special Sessions
Wagner Grad Sch Public Service	Wagner Grad Schl Public Srvc

Fields in SIS- Term Registration and SIS - Class Enrollment continued

Student Organization

3. **Reporting Department Crosswalk** (managed by Institutional Research)

Part of the Master Data Management initiative across NYU's administrative systems, to *provide a consistent way of referring to all depts*. Codes from many NYU systems (plan codes from PeopleSoft Campus Solution, account codes from FAME, sup orgs from PeopleSync/Workday and legacy HRIS, Cayuse) were mapped to one Reporting School and Department, so we can all look at the same school or dept, to allow for consistent reporting. Used in Dept Metrics.

Student Reporting School: generally a student's **school of registration**, though with notable exceptions. For example: Faculty of Arts and Science (FAS) is a Student Reporting School, though students actually register through the College of Arts and Science, Graduate School of Arts and Science, or Liberal Studies. Also, Centers and Institutes are included as Student Reporting Schools (Courant Institute, Institute of Fine Arts) though students actually register through one of the Arts and Sciences colleges or schools.

Student Reporting Department & Code: student's major or field of study **department**. It is derived from the academic organization in the student's primary academic plan. It is generally the same as Student Academic Organization, with exceptions. For example, European Studies is Student Academic Organization, but the Student Reporting Dept is European and Mediterranean Studies.

How does Student Reporting school tie to Student Acad Group

Reporting School was developed as part of a Master Data Management initiative across NYU's administrative systems ?

Student Reporting School Group	Student Reporting School	Student Academic Group	Student Academic Group Code
CUSP	CUSP	Ctr for Urban Sci & Progress	GX
Centers and Institutes	Centers and Institutes	Grad Schl of Arts & Science	GA
College of Global Public Health	College of Global Public Health	Coll of Globl Public Health GR	GU
Courant Institute	Courant Institute	Coll of Arts & Science UG	UA
		Grad Schl of Arts & Science	GA
		Tandon Schl of Engineering GR	GY
		Tandon Schl of Engineering UG	UY
Cross School Programs	Cross School Programs	NYU Silver / NYU Shanghai	SI
		Steinhardt / GSAS	SG
Dentistry	Dentistry	Coll of Dentistry	DN
		Coll of Dentistry - Cont Ed	CD
		Coll of Dentistry UG	UD
FAS	FAS	Coll of Arts & Science UG	UA
		Grad Schl of Arts & Science	GA
		Non-Credit CAS	NA
	GSAS	Grad Schl of Arts & Science	GA
	Liberal Studies	Faculty of Arts & Science UG	UF
Gallatin	Gallatin	Gallatin Schl of Ind Study GR	GG
		Gallatin Schl of Ind Study UG	UG
General University	General University	Non-Credit Tandon	NY
IFA	IFA	Grad Schl of Arts & Science	GA
ISAW	ISAW	Grad Schl of Arts & Science	GA
Law	Law	Schl of Law	LW
NYU Abu Dhabi	AD Office of the Provost	NYU Abu Dhabi UG	UH
	NYU Abu Dhabi	Non-Credit Abu Dhabi	NH
NYU Shanghai	SH Office of the Provost	NYU Shanghai UG	UI
		Non-Credit Shanghai	NI
Nursing	Nursing	Rory Meyers Coll of Nursing GR	GN
		Rory Meyers Coll of Nursing UG	UN
Provost	Global Programs	Global Programs	SA
	Special Sessions	Special Sessions	SU
	University Enrollment Management	Non-Credit Interdisciplinary	NZ
School of Medicine	School of Medicine	Schl of Medicine	MD
School of Professional Studies	School of Professional Studies	Schl of Prof Studies - Noncred	CE
		Schl of Prof Studies GR	GC
		Schl of Prof Studies UG	UC
Silver SSW	Silver SSW	Non-Credit Silver	NS
		Silver Schl of Social Work GR	GS
		Silver Schl of Social Work UG	US
Steinhardt	Steinhardt	Non-Credit Steinhardt	NE
		Steinhardt Schl GR	GE
		Steinhardt Schl UG	UE
Stern	Stern	Non-Credit Stern	NB
		Stern Schl of Business GR	GB
		Stern Schl of Business UG	UB
TSOA	TSOA	Non-Credit Tisch	NT
		Tisch Schl of the Arts GR	GT
		Tisch Schl of the Arts UG	UT
Tandon School of Engineering	Tandon School of Engineering	Non-Credit Tandon	NY
		Tandon Schl of Engineering GR	GY
		Tandon Schl of Engineering UG	UY
Wagner	Wagner	Wagner Grad Schl of Public Svc	GP

Fields in SIS- Term Registration and SIS - Class Enrollment continued

- ▲ CPP
 - ▶ CPP/Organization
 - Primary Plan
 - Primary Plan Code
 - Plan
 - Plan Code
 - Plan Type
 - Plan Type Code
 - Subplan
 - Subplan Code
 - Subplan Type
 - Subplan Type Code
 - Program
 - Program Code
 - Career
 - Career Code
 - Career Number

Plan: specifies area of study, such as a student’s major, minor, or specialization.

Plan Type: major approved, major unapproved, minor, non-primary major

Career: Graduate, Undergraduate, professional schools separated out (SCPS, Law, Medicine, Stern Grad, Dentistry)

Hierarchy (largest to smallest): Career (G/UG)> Program > Primary Plan> Plan

CPP> CPP/Organization: attempts to show organization of a plan.

A plan is owned by an acad org, and an acad org is owned by an acad group, but there are exceptions.

Plan Academic Organization: org that owns the plan

Plan Academic Group: group that owns the org.

CPP

Primary Plan: student’s primary academic plan

- ▲ Study Away
 - Study Away Agreement
 - Study Away Agreement Code
 - Study Away Agreement Type
 - Study Away City
 - Study Away Country
 - Study Away Country Code
 - Study Away NYU or Visiting Student

Study Away

Study Away Agreement Code: code associated with student’s term record

Service Indicators

- ▲ Service Indicators
 - Service Indicator
 - Service Indicator Code
 - Service Indicator Reference
 - Effective Date
 - Service Indicator Reason

Fields in SIS- Term Registration & SIS - Class Enrollment continued

- ▲ Student Term Attributes
 - ▶ Categories
 - ▶ Awards (R)
 - Registration Status
 - Registration Status Code
 - Academic Standing Status
 - Academic Standing Status Code
 - Academic Load Actual
 - Academic Load Actual Code
 - Appointment Start Time
 - Appointment Start Date
 - Withdraw Code
 - Acad Level End of Term
 - Acad Level End of Term Code
 - Acad Level Start of Term
 - Acad Level Start of Term Code

Student Term Attributes

Term Registration Type: student's admit type, in the first term of a student's registration in a career

Registration Status: indication of the student's standing in the term regarding course enrollment *e.g. Enrolled, De-Enrolled, Leave of Absence, Withdrawn from University*

Academic Standing Status: indication of student's academic achievement relative to student's degree requirements; it determines student's eligibility to proceed in his/her academic plan and to qualify for graduation. *e.g. Good Standing, Probation, etc*

- ▲ Student Program Attributes
 - Program Action
 - Program Action Reason
 - Program Status
 - Program Status Code
 - Status Start Term
 - Status Start Term Code
 - Status End Term
 - Status End Term Code
 - Program Requirement Term
 - Program Requirement Term Code

Student Program Attributes

Program Requirement Term= term when you are first admitted

- ▲ Student Groups
 - Student Group
 - Student Group Code
 - Effective Date
 - Effective Status Code
 - Effective Start Date
 - Effective End Date

[Student Groups](#) provides an option to **filter** on any of student groups. Examples include:

- Dual Degrees**
- Tuition Discount**
- Transfers**
- C-Step**
- HEOP**
- J-1, F-1**












Fields in SIS- Term Registration

The below dimensions are only available in Term Registration.

- ▲  Cumulative Metrics
 -  Cumulative GPA
 -  Cumulative Quality/Grade Points
 -  Cumulative Units Attempted GPA/Quality Hours
 -  Cumulative Transfer Units
 -  Cumulative Other Units
 -  Cumulative Total Units
 -  Reset Cumulative Stats Flag

Cumulative Metrics: equivalent to cumulative statistics page in Albert, running total of # of units they have attempted and earned and overall GPA for their career at NYU.

Cumulative GPA: running total of GPA's in all terms

- ▲  Student Term Attributes
 - ▲  Categories
 -  Academic Level
 -  Academic Level Code
 -  New/Continuing Type
 -  New/Continuing
 -  New/Continuing Type Code
 -  Student Category
 -  Student Category Code
 -  Term Registration Type
 -  Term Registration Type Code

Student Term Attributes:

Academic Level: sophomore, junior, etc. (Only avail in Term Reg)

SIS – Term Registration continued

Advisor

- ■ ■ Advisor Full Name
- ■ ■ Advisor First Name
- ■ ■ Advisor Middle Initial
- ■ ■ Advisor Last Name
- ■ ■ Advisor NetID
- ■ ■ Advisor N Number
- ■ ■ Advisor SIS ID
- ■ ■ Advisor NYU Email
- ■ ■ Advisor Role Code
- ■ ■ Advisor Role Description
- ■ ■ Advisor Number
- ■ ■ Advisor Effective Date
- ■ ■ Advisor NYU Mail Name
- ■ ■ Advisor Cell Phone Number
- ■ ■ Advisor Work Phone Number
- ■ ■ Advisor Academic Program Code
- ■ ■ Advisor Academic Plan Code
- ■ ■ Advisor Academic Plan
- ■ ■ Advisor Academic Plan Type Code

Advisor:

Advisor Role:

Nyu Advr Role Ld	Advisor Role
Capstone Mentor	CPST
Advisor	ADVR
AEP/ESP Advisor	SLAD

SIS – Term Registration continued

- ▲ Student Degree Attributes
 - Expected Graduation Term
 - Expected Graduation Term Code
 - Degree Checkout Status
 - Degree Checkout Status Code

**** It is recommended to use Degree subject area to obtain a list of students who graduated.***

Term Registration subject area only shows students who are term activated, and students who have graduated are no longer term activated.

Student Degree Attributes

Expected Graduation Term: self- reported year expected to graduate

Degree Checkout Status: status of student’s degree.

e.g. Applied for Graduation, Approved, Denied, Eligible for Graduation, Program in Second Review, Withdrawn, Needs to Finish Pending Work

**Degree Checkout Status is not yet accurate because students who graduated are not term activated, and Term Registration only shows students who are term activated. Degree Checkout Status shows as "Not Available" when filtering by Student Academic Group or Student Academic Org. To show a list of students with degrees awarded, filter on Degree Checkout Status= Degree Awarded and then filter on a Plan, Plan Code, Program, or Program Code.*

Per Registrar 6/17/17:

Students do not need to be assigned each and every one of the degree check out status values on the road to degree completion. Students start out with a blank status and could apply for graduation (status= Applied) without any prior status.

From applied, it is possible to go straight to approved (if the student has not outstanding items). It is also possible for the student to go to straight to withdrawn. Actually, the withdrawn status could happen at any time because it is used when the student contacts Graduation Services and requests that their graduation application be ‘Withdrawn’. This has nothing to do with withdrawal from their program, college, or the University. It is just about their application to graduate.

So now that you know that there is no set path, a common sequence would be the following:

Blank, Applied, In Review, Pending, Approved, Awarded

However, along the way the following detours could occur...remember, withdrawal could happen at any time and ‘Pending’ could go to ‘2nd Review’ or ‘Denied’.

The usage of ‘2nd Review’ depends on timing. In some cases if the issue is not resolved, but it is a month after the conferral date, the status would go to ‘Denied’ rather than ‘2nd Review’.

SIS – Term Registration continued

- ▲ Student
 - ▶ Demographics
 - ▲ Scores
 - Test
 - Test Component ID
 - Test Component
 - Reported Score
 - GRE Score Category ID
 - GRE Score Category
 - GRE Current Scale Score
 - Score Source ID
 - Score Source
 - Test Date
 - Load Date
 - Score Range Minimum
 - Score Range Maximum
 - Test Score Percentile
-

Student> Scores:

Score selection: Only **official scores** provided by the testing services are included. For ACT scores this includes scores relayed by schools from official sources. All self-reported scores are excluded. Specifically the score sources included are: GRE (ETS), SAT ETS, College Board), ACT (ACT, School).

When a student's record includes more than one score for a test component *the highest is selected*. Because the maximum is chosen for each component the reported scores may come from different test dates.

[Test Scores metadata](#)

SIS - Class Enrollment

This subject area allows you to report on **courses that have had enrollment activity**.

It includes: student enrollment activity in a course, instructors (and instructor attributes) assigned to a course, student attributes, and course attributes. It allows you to report on the individual class enrollment headcounts as well combined class total headcounts.

- The level of grain for the Class Enrollment Fact is one row per:
 - Term
 - Session
 - Student
 - Class
 - Section
- It is important to note that including fields such as instructor, career, program, plan, subplan, student groups or service indicators may increase the numbers of rows per student that are returned in a result set.

Examples of business questions that can be answered in this subject area:

- How many students does a department enroll including the total in its cross-listed courses?
- How has enrollment in a course varied between fall and spring semesters?
- How many graduate courses have fewer than five students?
- In which courses do freshmen get the lowest grades?

SIS - Class Enrollment continued

Facts = Business Measures

- Class Enrollment Facts
 - Class Count
 - Distinct Class Count
 - Distinct Student Count
 - Class Enrolled Headcount
 - Class Waitlist Headcount
 - Active Units
 - Class Enrolled Units Attempted
 - Units Attempted GPA/ Quality Hours
 - Units Attempted No GPA
 - Units Earned
 - Units Earned GPA
 - Units Earned No GPA
 - Quality Point Value
 - Quality/Grade Points
 - Class Total Headcount
 - Class Total Units
 - Taken Units
 - Combined Class Headcount
 - Combined Class Waitlist Headcount
 - Class and Combined Class Enrollment Total
 - Class and Combined Class Waitlist Total
 - Total Units Attempted

Class Enrollment Facts

Class Count: field used to determine how many classes are being offered by a dept, school, etc. (one count per section: 001, 002, 003, 004- counts all 4 sections)

Distinct Class Count: count of classes per section. (one count per section type, e.g. *Lecture & Recitation*)

Distinct Student Count: count of students who have had enrollment activity in a course.

Class Enrolled Headcount: total # of students currently enrolled in a class

Class Waitlist Headcount: total # of students waitlisted in a class. Note this headcount is purged at end of 2nd week of classes.

Active Units: units attempted minus any withdrawals (equivalent to NYU active hours in Brio reports)

Class Enrolled Units Attempted: units attempted in a class that students are enrolled, and includes withdrawals, but does not include drops.

Units Attempted GPA/Quality Hours: units attempted towards GPA, including any withdrawals (equivalent to NYU Curr Ahrs [current attempted hours] in Brio)

Units Attempted No GPA: units attempted that were not applied to GPA

Units earned: units successfully completed, not including withdrawals.

Quality/Grade Points: # of grade points a student receives for completing a class

Class Total Headcount: counts # of students who “touched” a course (enrolled, waitlisted, or dropped at one point in time); will always be equal to or greater than “Class Enrolled Headcount”

Class Total Units: Total # of units that a student is taking for a class

Taken Units: units used to calculate transcript GPA

Total Units Attempted: Total units attempted for a class in which a student is enrolled in.

Combined Class Headcount: counts total # of students enrolled across all combined sections. Shows accurate headcount regardless if you filter on Enrollment section because it is a dimension.

SIS – Class Enrollment continued

Dimensions = entities that describe how facts are analyzed.

The below dimensions are only available in Class Enrollment.

- ▲ Student Class Attributes
 - ▶ Grades
 - Class Enrollment Status
 - Class Enrollment Status Code
 - Class Add Date
 - Class Drop Date
 - Enrollment Reason
 - Enrollment Reason Code
 - Enrollment Action Reason Last
 - Enrollment Action
 - Repeat Code
 - Repeat Code Desc

Student Class Attributes: information regarding the student and his/her enrollment in a class

Class Enrollment Status: the students' standing for a particular course (*e.g. Enrolled, Dropped, or Waiting*)

Class Drop Date: Date student dropped the class. Defaults to "1/1/1753" if student did not drop.

Student Grading Basis Code: shows what student wanted to be graded on: letters grades or P/F

Student Class Attributes > Grades

Final Grade: shows "W" for withdrawals

Student Grading Basis: student's chosen grading basis for the course

SIS – Class Enrollment continued

- ▲ Course
 - ▲ Organization
 - Course Academic Organization
 - Course Academic Organization Code
 - Course Academic Group
 - Course Academic Group Code
 - Course Org Reporting Department
 - Course Org Reporting Department Code
 - Course Org Reporting School
 - Course Campus
 - Course Campus Code
 - Course Subject Reporting Department
 - Course Subject Reporting Department Code
 - Course Subject Reporting School
 - Course Subject Reporting School Group
 - ▶ Most Recent
 - Subject
 - Subject Code
 - Catalog Number
 - Subject/Number
 - Subject/Number/Title
 - Subject/Number/Title/Topic
 - Course Title
 - Course Short Title
 - Course Level
 - Course Grading Basis Code
 - Minimum Units

Course> Organization: focus is on the *COURSE* (similar to “Student Org” definitions)

Course Academic Group: course’s **school** of registration

Course Academic Organization: generally the course’s academic **department**

Course Grading Basis Code: grading associated with course and if course allows to choose p/F

Course: focus is on the COURSE (attributes directly related to the courses themselves, not specific sections or individual classes.)

Catalog Number: the number student sees in the course catalog

Subject/Number/Title: concatenation of the Subject Code, Catalog Number and Course Title.

SIS Course Number: from PeopleSoft/Albert/Campus Solutions

Course Level: Graduate or Undergraduate

Minimum and Maximum Units: number of units associated with a course

Course>Most Recent: the ‘most recent’ catalog information for the University courses. Shows previous names of courses if applicable)

SIS – Class Enrollment continued

- ▲ Class
 - ▲ Measures
 - Enrollment Capacity
 - Waitlist Capacity
 - Minimum Enrollment Number
 - Requested Room Capacity
 - ▲ Dates
 - Class Start Date
 - Class End Date
 - Cancel Class Date
 - ▶ Management
 - ▶ Class Detail
 - Class Section
 - Section Type
 - Section Type Code
 - Class Enrollment Type
 - Class Enrollment Type Code
 - Class Status
 - Class Status Code
 - SIS Class Number
 - Instruction Mode
 - Instruction Mode Code
 - Combined Status
 - Combined Status Code
 - Class Location Country
 - Class Location Country Code

Class Enrollment Type: designation of the primary section at enrollment for a course which requires multiple components (e.g. lecture, lab, recitation). Within a course, only one component can be primary (Enrollment) and the others are secondary (Non-Enrollment)

Class Status: e.g. Active, Cancelled, Tentative, Stop Further Enrollment

Instruction Mode: Online; Blended

Combined Status: if the course is a Sponsor, Non-Sponsor, or not combined “-”

Class> Measures

- Enrollment Capacity**
- Minimum Enrollment Number**
- Requested Room Capacity**

Class> Dates

- Class Start Date**
- Class End Date**
- Cancel Class Date**

Class

Class Section: Numerical section, e.g. 001

Section Type: if the course is a Lecture, Lab, Recitation, Independent Study, etc.

SIS – Class Enrollment continued

- ▲  Combined Classes
 -  Combined Class Subject/Number/Title
 -  Combined Class Level
 -  Sponsor Academic Organization
 -  Sponsor Academic Organization Code
 -  Sponsor Academic Group
 -  Sponsor Academic Group Code
 -  Sponsor Org Reporting Department
 -  Sponsor Org Reporting Department Code
 -  Sponsor Org Reporting School
 -  Class Number
 -  Class Section
 -  Class Type
 -  Class Type Code
 -  Sponsor Course Title
 -  Primary Instructor Section
 -  Section Type
 -  Section Type Code
 -  Subject
 -  Subject Code
 -  Subject/Number
 -  Class Location Country
 -  Class Location Country Code
 -  Section Combined Id
 -  Session Section Combined ID

Combined Classes offered across multiple schools or levels

Sponsor Academic Organization: shows the dept that sponsors the class. (every course is sponsored by one dept. but can still be located under two different depts.)

Combined Class Subject/Number/Title

Section Combined Id: if has Id, then is combined class

Session Section Combined Id: only exists in UDW+

SIS - Degrees

Use this subject area to report on **degrees that have been conferred**.

Examples of business questions that can be answered in this subject area:

- Is the number of master's degrees conferred increasing or decreasing?
- Are more women getting doctoral degrees in STEM fields?

- ▲ SIS - Degrees
 - ▲ Degree Facts
 - ▶ Study Away
 - ▶ TTD
 - Degree Awarded Count
 - Degree Revoked Count
 - Degree Total Count
 - Degree Person Count
 - Degree GPA
 - Plan GPA
- ▲ Student Degree
 - Degree Number
 - Degree Status
 - Degree Status Code
 - Study Away Flag
 - Doctoral with Professional Flag
 - Degree Honors
 - Degree Honors Code
 - Plan Honors
 - Plan Honors Code
- ▲ Term
 - Degree Conferred Term
 - Degree Conferred Term Code
 - Degree Conferred Term Type
 - Degree Conferred Academic Year
 - Degree Conferred Academic Year Label
 - Degree Conferred Date
 - Degree Status Date

Facts

Degree Awarded Count: counts # of students to whom a degree was awarded; totals distinct by person and degree (not plan). Each person shows "1" for each plan, but the aggregate will only count degrees deferred.

Student Degree

Degree Status: Awarded, Revoked, Not Available

Term

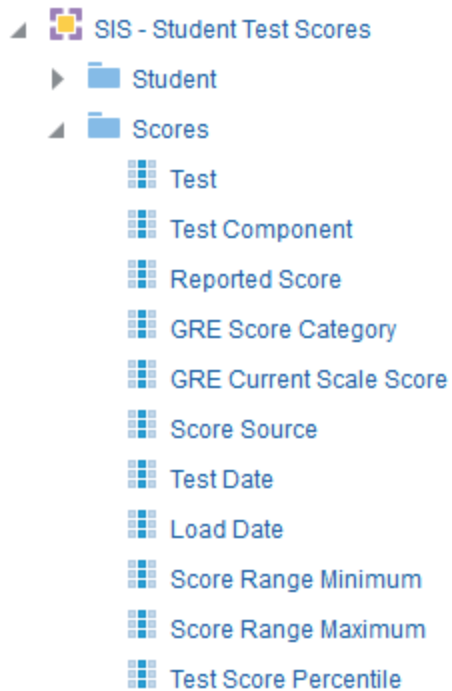
Degree Conferred Term: e.g. Spring 2016

SIS - Student Test Scores

This subject area allows you to view **history of test scores** for students. Includes

Examples of business questions that can be answered in this subject area:

- What test scores were reported for a particular student?
- What is the average score reported for test by component?
- What was a lowest and highest score received by student?
- How many students took tests within a specific date range?



Scores

Score Source: i.e. ETS (for GRE), ETS & College Board (for SAT), ACT & School (for ACT).

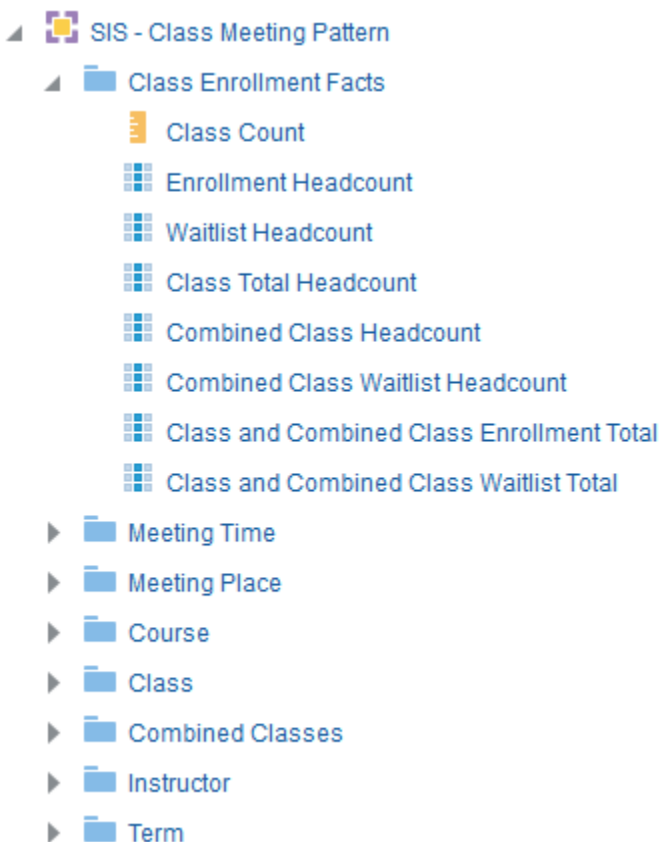
SIS - Class Meeting Pattern

This subject area allows you to report on **classes, regardless if there has been enrollment activity**. It includes attributes related to the class, the instructors (integrated with HR data to allow reporting on certain employment attributes), meeting place, meeting time, meeting patterns, enrolled and waitlisted headcounts . *No student detail*.

Note: Pulling in instructor and meeting pattern attributes may retrieve many records associated with a class.

Examples of business questions that can be answered in this subject area:

- What courses is my school offering for the upcoming term?
- Are meeting patterns and primary instructors associated with my classes?
- How is my enrollment shaping up for the coming semester? What classes are below the minimum enrollment number?
- What is the room capacity vs the enrollment capacity vs my actual enrollment?
- What students and instructors are in a particular location at a specific time?














SIS - Class Meeting Pattern continued

- ▲ Meeting Time
 - Class Meeting Number
 - Meeting Pattern Start Date
 - Meeting Pattern End Date
 - Meeting Start Time
 - Meeting End Time
 - NYU Standard Meeting Pattern
 - Monday Indicator
 - Tuesday Indicator
 - Wednesday Indicator
 - Thursday Indicator
 - Friday Indicator
 - Saturday Indicator
 - Sunday Indicator
- ▲ Meeting Place
 - ▶ Room Characteristics
 - Facility ID
 - Facility
 - Facility Group Indicator
 - Facility Type
 - Facility Type Code
 - Room Capacity
 - Room Number
 - Building
 - Building Code

















SIS – Career History

This subject area allows you to view **majors, and minors, by Program** for students. This will answer questions about who completed a program and who discontinued a program (status of a student in a program). This subject area is not term based, but rather program based.

- ▲  SIS - Career History
 - ▶  CPP
 - ▶  Student
 - ▶  Student Address
 - ▶  CPP Organization
 - ▶  Student Career Attributes
 - ▶  Student Degree Attributes
 - ▶  Student Program Attributes
 - ▶  Student Term Attributes
 - ▶  Advisor
 - ▶  Service Indicator

SIS – Class Roster

This subject area is a combination of select attributes from the Class Enrollment and Class Meeting Pattern subject areas. It will only pull back the Primary CPP of a student, and not their majors or minors. This will only show one row per student. It will only *show terms that are active or open for enrollment*.

- ▲  SIS - Class Roster
 - ▶  Class Roster Facts
 - ▶  Student
 - ▶  Student Organization
 - ▶  Primary CPP
 - ▶  Degree
 - ▶  Study Away
 - ▶  Student Program Attribute
 - ▶  Student Term Attributes
 - ▶  Student Class Attributes
 - ▶  Course
 - ▶  Class
 - ▶  Combined Classes
 - ▶  Meeting Place
 - ▶  Meeting Time
 - ▶  Instructor
 - ▶ Term
 - ▶ Primary Instructor

SIS - Registration Pipeline

This subject area allows "same time last year" and "year over year" comparison of headcount and points, as well as **entry group** and **financial clearance** information. It contains **current data and census data** and allows schools to compare where they are today versus where they are at census (actuals to goals comparison). It contains list of entire list of students, including **students who are on leave of absence** who were not term activated. Contact DSG for curriculum.

Examples of business questions that can be answered in this subject area:

- List my freshman students who are ready to enroll, but have not yet enrolled.
- Compare day 21 of registration from Fall 2015 to day 21 of registration Fall 2016.

* When creating a registration pipeline ad hoc report, you must select date(s) from one of three folders. You can only use one folder at a time - never "mix and match" data elements from these three folders.

- Pipeline Dates = used to display the day/week/term of the calendar year. Can be used to see trends (ie. week prior to the start of classes) for comparative analysis.
- Pipeline As of Dates = used to pinpoint activity as of a certain pre-defined date.
- Current Day Last Year = folder is pre-coded to display today's day compared to same day in the prior year (relative to the term start date).

**Contact DSG to schedule a one-on-one session to review the [UDW+ Registration Pipeline Ad Hoc Reports Curriculum](#). The [SIS- Registration Pipeline Metadata](#) is available for your use.*

SIS - Retention

Analyze a **cohort** (a group of students who enter NYU at a specific point in time) using different demographic, social, academic, and other facts. Allows the Office of Institutional Research and Data Integrity (and other advanced users at the University) to improve their understanding of patterns of **student progression, characteristics of student cohorts who persist or leave, predictive modeling, and student success measurements**. Updated after each official census to identify changes in enrollment status and other attributes.

The UDW+ Retention subject area allows users to create custom ad hoc reports to track student cohort retention based on term, school, new/continuing type, degree and first-time-full-time flag. Retention data is updated after each official census to identify changes in enrollment status and other attributes. The grain for the UDW+ Retention subject area is Term of Entry SIS ID, Cohort Code and Retention Term (one student per cohort code per retention term).

[Retention Subject Area metadata](#)
[Retention Ad Hoc Reports Training Curriculum](#)

SIS - Retention continued

- ▲  SIS - Retention
 - ▲  Retention Detail Facts
 -  Student Cohort Headcount
 -  First Time Full Time Entry Cohort Headcount (IPEDS GRS)
 -  Enrolled Entry Cohort Headcount
 -  Graduated Headcount

Facts

Student Cohort Headcount: Number of students included, based on applied filter, including those who may be not enrolled, on leave of absence, maintenance of matriculation, etc.

First Time Full Time Entry Cohort Headcount: Number of students included, based on applied filters. Only populated for GRS cohort. [New Freshman AND (enter Fall full-time OR (enter Summer and re-enroll Fall full-time))]

Enrolled Entry Cohort Headcount: Number of students included, based on applied filters. Does not include “Not Enrolled” students. Only populated for Fall terms of entry.

Graduated Headcount: Number of students included, based on applied filters. Only present in Summer terms. Values accumulate.

Cohort - A discrete group of students defined by a combination of Term of Entry (TOE) attributes:

- Term
- School
- New / Continuing Type (New Freshmen, New Internal Transfer, New External Transfer, etc.)
- Degree Level
- FTFT (First Time / Full Time Flag)

Rule #	Business Rule	Business Rule Description
1	The number of students in the Entry Cohort should equal the number of students tracked for each subsequent Term	<ul style="list-style-type: none"> Students are tracked for 16 years in a cohort regardless if they are enrolled or term activated. All four terms are tracked (Fall, January, Spring, Summer) for both entry and enrollment
2	First Time Full Time Entry Cohort	<ul style="list-style-type: none"> This cohort designation is specific to the IPEDS Graduation Rate Survey (GRS) This attribute tracks and aggregates students that entered in either (a) the fall as first-time full-time freshman or (b) in the summer (part-time or full-time first-time freshman) and re-enrolled in the fall as full-time students Only applies to undergraduate freshman students
3	Students may be part of multiple cohorts at once	<ul style="list-style-type: none"> A new cohort is assigned every time a student is "New" for a given term. (Reg Type code = "New") Dual Degree Program students may be new in the same career
4	Student Maintaining Matriculation	<ul style="list-style-type: none"> If a Student is Maintaining Matriculation at Term of Entry, then this student is included in a Cohort
5	Student on Leave of Absence	<ul style="list-style-type: none"> Leave of Absence students are captured in a cohort when their 'new/continuing type = 'NEW' For official reporting, these students will be captured with an enrollment status of 'Not Enrolled'
6	Earliest TOE	<ul style="list-style-type: none"> The earliest Term of Entry tracked is Fall 1995

SIS - Retention continued

Cohort Status – is defined by students’ NYU Enrollment Status (Enrolled; Not Enrolled; Graduated; or Academic Dismissal). A student can have only one Cohort Status per Cohort, per Term. If a student is found to meet the conditions for more than one Cohort Status (e.g. having been academically dismissed yet enrolled in courses), the following rules of precedence are followed:

- Academic dismissal takes precedence over Enrolled
- Graduated takes precedence over Enrolled the term after the degree is awarded
- The Graduated precedence is still valid even if a student continues to enroll in classes in the same CPP stack after the degree is awarded

Cohort Status	Business Rules
Enrolled	<ul style="list-style-type: none"> • Is enrolled in a class with a status = ‘E’ • Is not withdrawn from the University • Is not maintaining matriculation • Is not on leave of absence
Graduated	<ul style="list-style-type: none"> • Degree Status is Awarded • Program Status is Completed and Degree Awarded in Primary Career/Program/Plan • Students’ graduation is tracked in the “graduated” category beginning the semester AFTER their graduation. In the semester that a student graduates, he or she would continue to be counted in the category into which she or he would otherwise fall, e.g. Enrolled, Not Enrolled, etc. • Students who already graduated and come back to take further classes in the same or a different CPP should be marked as Graduated. However, they should be tracked with NYU_Enrollment_Status = ‘E’ as part of the out- term attribute.
Academic Dismissal	<ul style="list-style-type: none"> • Student who are asked to leave the University due to a variety of reasons such as Academic Dishonesty, etc. Policies may vary by school. • Campus Solutions Academic Standing Action = 'DISM' (Academic Dismissal) • Students can be enrolled during the term in which they have an Academic Dismissal • Academic Dismissal takes precedence over Enrollment • In some instances active term records might exist even though the student has been dismissed. This is a data source error and should be reported to Registrar.
Not Enrolled	<ul style="list-style-type: none"> • Enrollment status <> ‘E’ • Is withdrawn from the University • Is maintaining matriculation • Is on a leave of absence

SIS - Retention continued

CPP Status – Indication if the student is in the “original” or “other” Organization, School, Program or Plan. If the student is Not Enrolled, Graduated or Academically Dismissed, their CPP Status remains the same as the last term in attendance. A user has the ability to compare term of entry versus current values for Plan, Program, School and Organization.

Term folder - contains term information as well as retention year / retention term number and GRS Year. GRS year only applies to Fall terms.

Term of Entry (TOE) – Refers to a students' first term (i.e. a student's New/Continuing status is “NEW”, e.g. New Freshman, New External Transfer, etc.)

Out Terms - Each term after the term of entry

Opportunity Indicator - Identifies whether the student is in either HEOP or CSTEP.

Required Fields - When running ad hoc queries in the SIS Retention Subject Area, it is important to include one of two required field(s) in the criteria: either ‘Cohort Code’ or ‘TOE First Time Full Time Flag (IPEDS GRS)’.

Test Scores and Reporting Department - Data is available beginning with the January 2017 term for these attributes.

Graduation Rate Survey (GRS) – The official government report where graduation rates are submitted. The reporting cohort consists of students that entered in either (a) the fall as first-time full-time freshman or (b) in the summer (part-time or full-time first-time freshman) and re-enrolled in the fall as full-time students. Designated by “TOE First Time Full Time Flag (IPEDS GRS)” = “Y”

The Retention Dashboard, developed using the SIS Retention Subject Area, provides users with the following analyses:

- One Year Retention Rate
- Graduation Rate
- Retention Trend (up to 16 years)
- GRS Retention Report
- Retention by Plan (can be reported by school or by plan)

SIS – Retention Summary

Use this subject area to query **high level summary data**. Tracks summary cohort counts based on term, school, new/continuing type, degree and first time full time flag. It **does not contain student level details**.

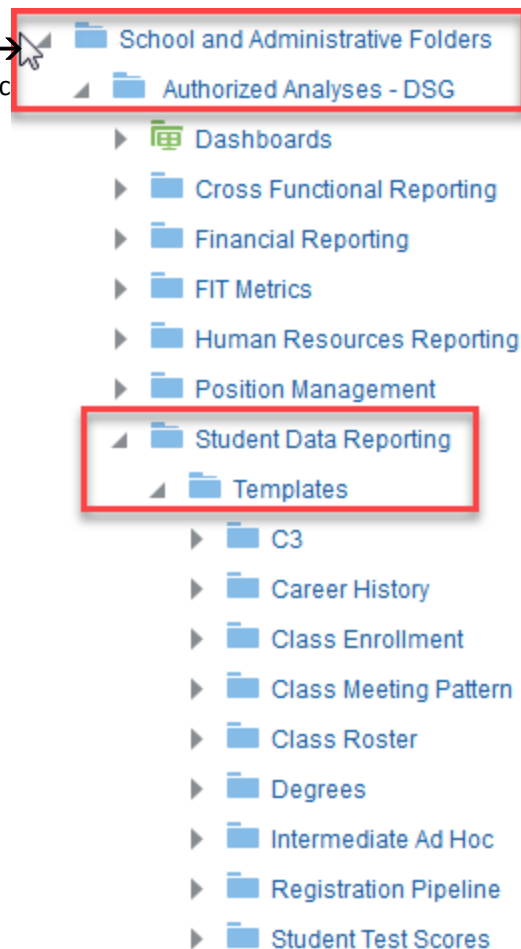
Catalog

Under Shared Folders/ School and Admin Folders, each School/Dept has its own folder and sub-folders for Finance, HR, Student, and Cross-Functional. In Shared Folders/ School and Admin Folders the below actors can perform actions:

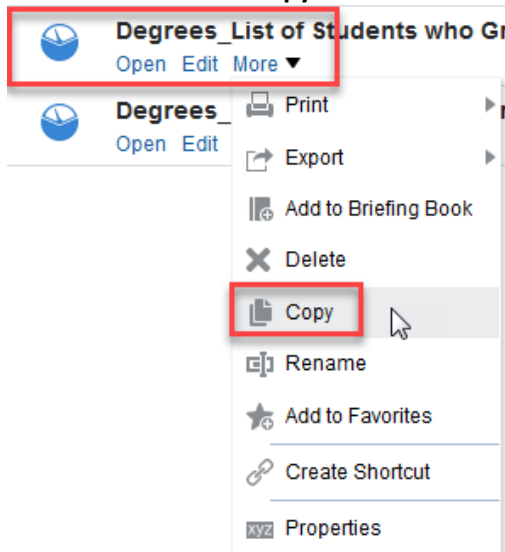
Actor	Action in School and Admin Folders
Anyone	Open and Run
Ad Hoc Users	Copy and Paste to "My Folders" Edit in "My Folders"
FO and designated analysts	Edit and Save
DSG	Delete and Rename

Authorized Analyses- DSG

- Visit **Catalog**→**Shared Folders**→ **School and Administrative Folders** → **Authorized Analyses- DSG** → **Student Data Reporting**→ **Templates** for useful ad hoc reports and templates.



- Choose **More**→ **Copy**.



- Then go to **My Folders** and choose the **Paste** icon in the Catalog header. Remember to change the **filters** on the report to suit your needs.



Contact

The **Decision Support Group** (DSG) is here to help!



- Email: askDSG@nyu.edu
- Phone: 212-998-2900
- Web: www.nyu.edu/datawarehouse/dsg
- DSG Knowledge Base: Dashboards → UDW+ Help → Knowledge Base Articles
 - UDW+ FAQs
 - UDW+ System Requirements
 - UDW+ Training and Access

