

Digital Camera Instructions for recording

Memory card (SD card):

is supplied with the camera, when you check out camera the first time

Selecting the memory for the recordings:

You can select to record your movies and still images in the **built-in memory (HD)** or on the **memory card (SD)** -RECOMENDED. The built-in memory is the default media for recording both, follow steps below to change recording media to SD card:

TO CHANGE THE MEDIA FOR RECORDING MOVIES

[FUNC.] 
[MENU] 
[MEMORY OPER.] 
[MEDIA: MOVIES]* 
The memory you want to use** 
Press [SET] 

SD card transfer

[FST1] / [FST0] Copying Scenes

You can copy original movies or scenes in the playlist from the built-in memory to the corresponding location on the memory card.



Options for copying original movies

[ALL SCENES]
Copies all the scenes to the memory card.
[ALL SCENES (THIS DATE)]
Copies all the scenes that were recorded on the same day as the selected scene to the memory card.
[ONE SCENE]
Copies only the selected scene to the memory card.









- 1 Select one of the index screens of movies recorded in the built-in memory (original movies or playlist).

Refer to *To select which scenes to play back* (□□ 37).

- 2 Select (▲▼, ◀▶) the scene you want to copy to the memory card,

or a scene recorded on the date you want to copy.

- 3 Copy the scene(s).

[FUNC.] 
[COPY] 
Desired option* 
[YES]** 
[OK] 
[FUNC.] 

* Only when copying original movies. From the playlist index screen, only the entire playlist can be copied so this step is not necessary.

** Press [SET] twice to interrupt the operation while it is in progress.

! IMPORTANT

Observe the following precautions while the ACCESS indicator is on or flashing. Failing to do so may result in permanent data loss.

- Do not open the memory card slot cover.
- Do not disconnect the power source or turn off the camcorder.
- Do not change the position of the mode dial.

i NOTES

- If the memory card slot cover is open, or the LOCK switch on the memory card is set to prevent writing, you will not be able to copy movies to the memory card.
- If the memory card does not have free space, you will not be able to copy movies.